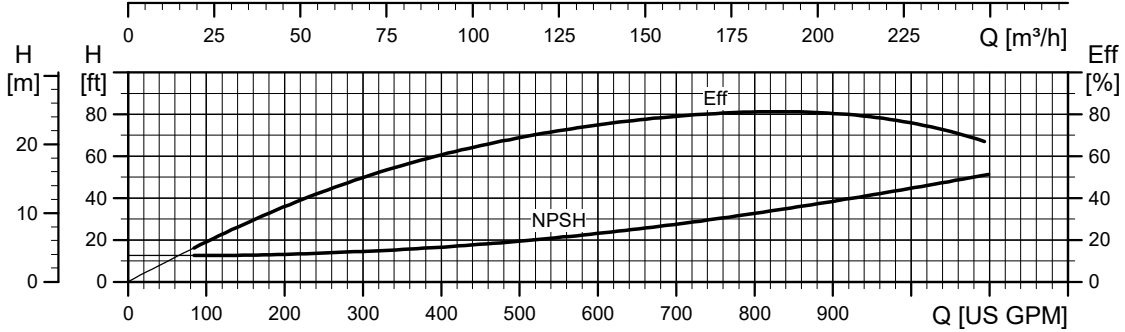
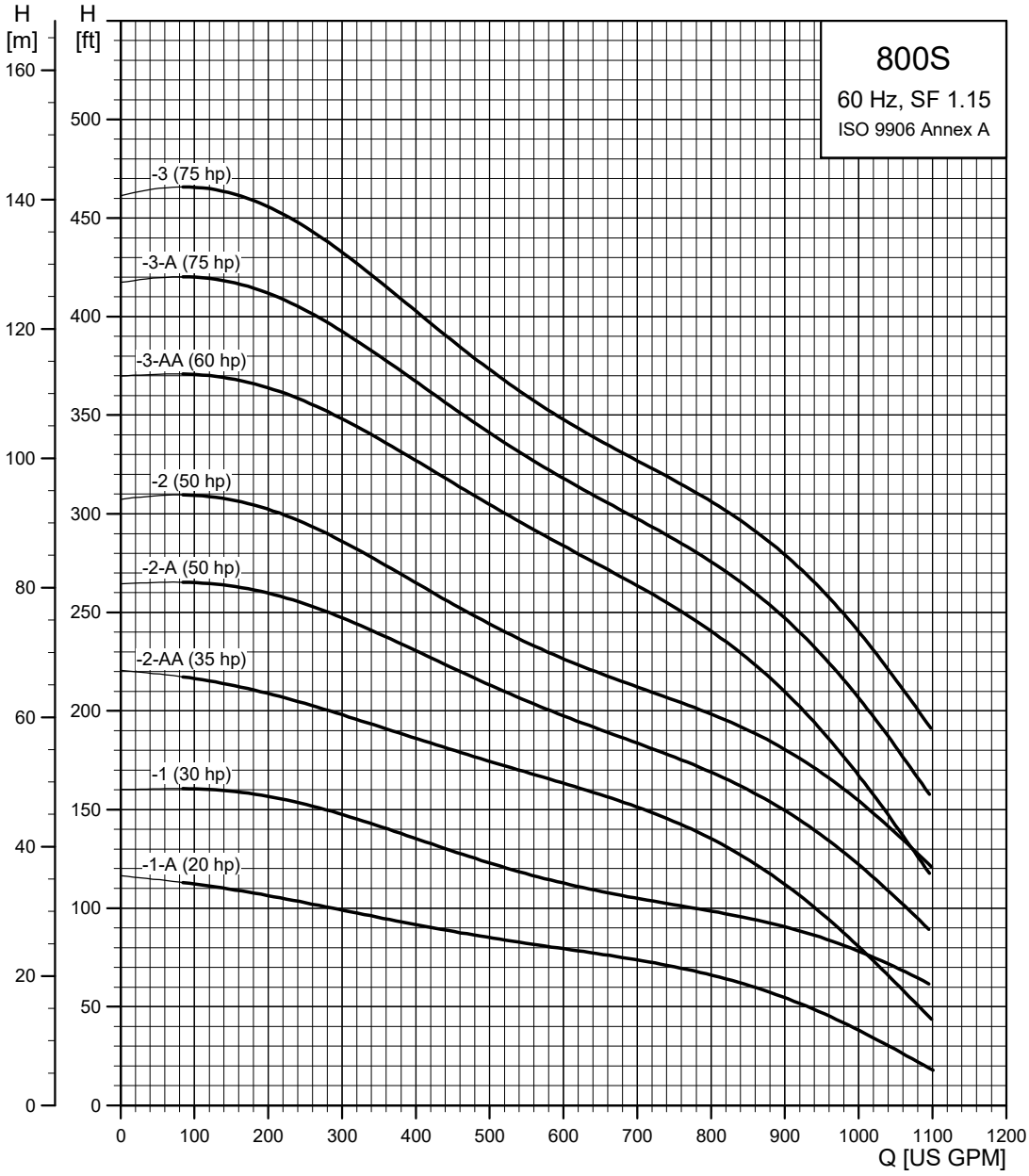


10" and larger wells - continued

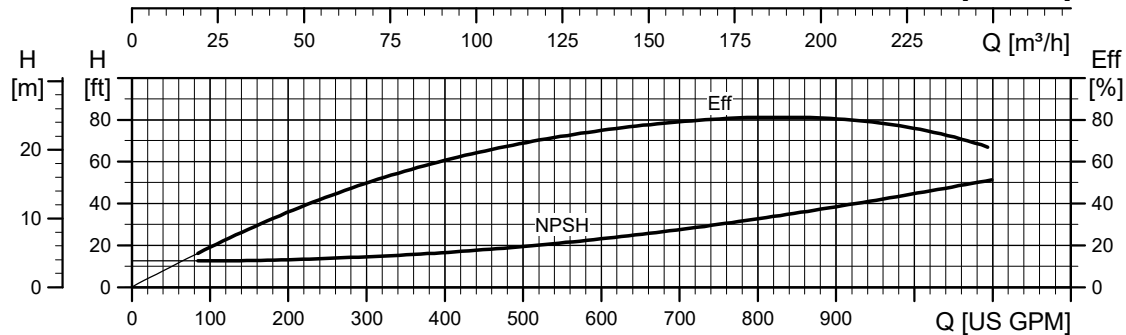
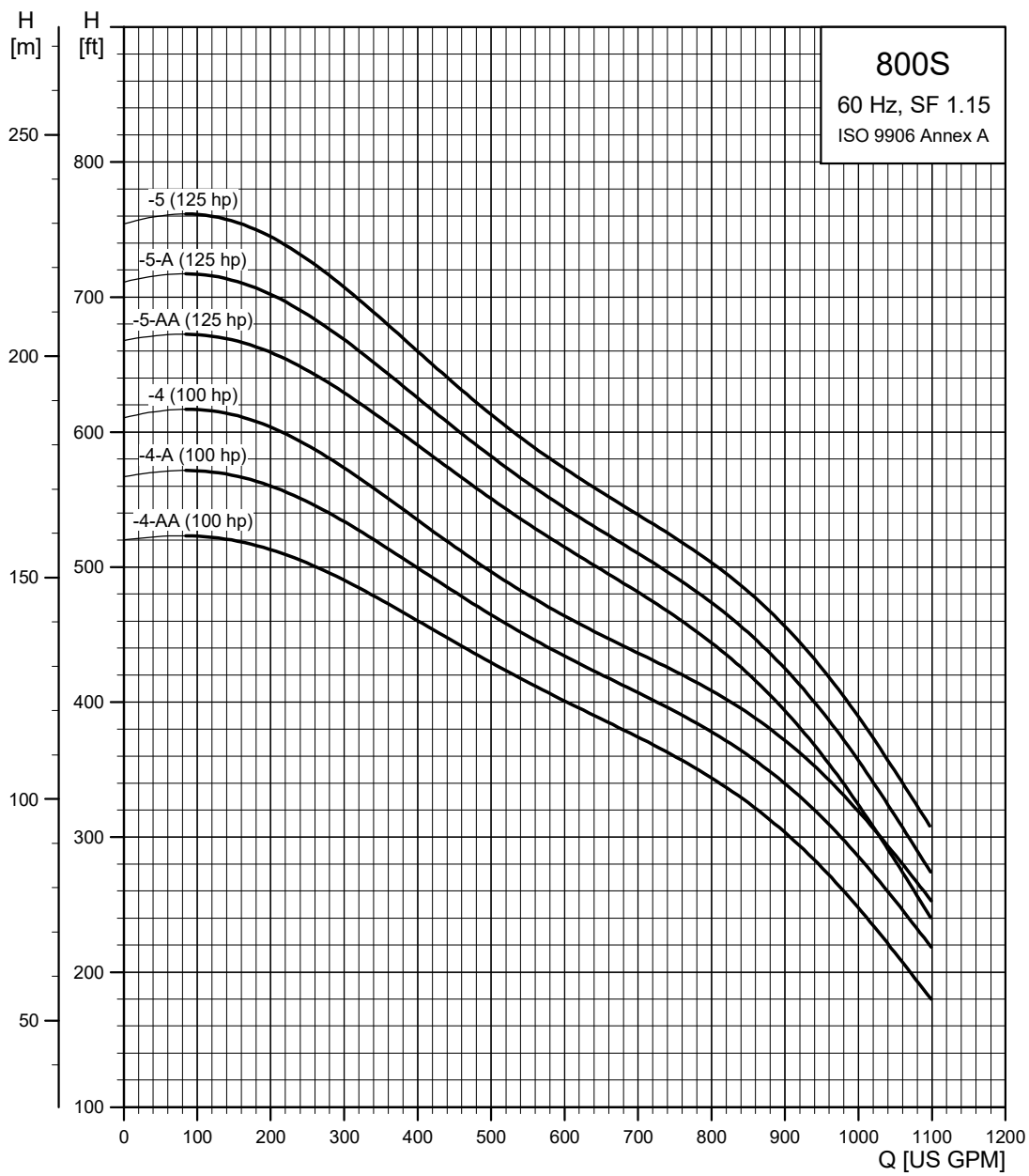
SP 800S (800 gpm)



TM05 0263 1812

10" and larger wells - continued

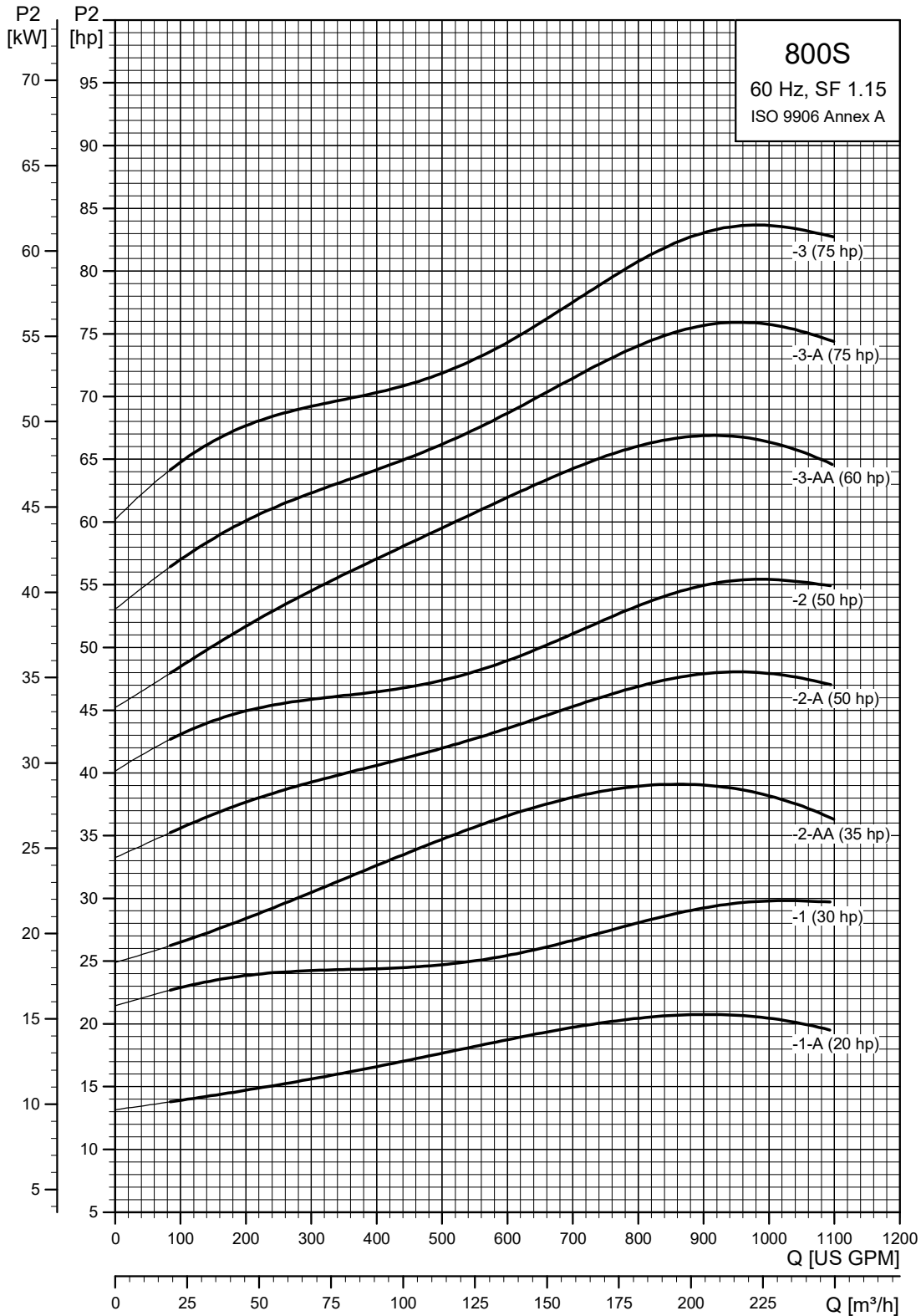
SP 800S (800 gpm)



TM05 0264 1812

10" and larger wells - continued

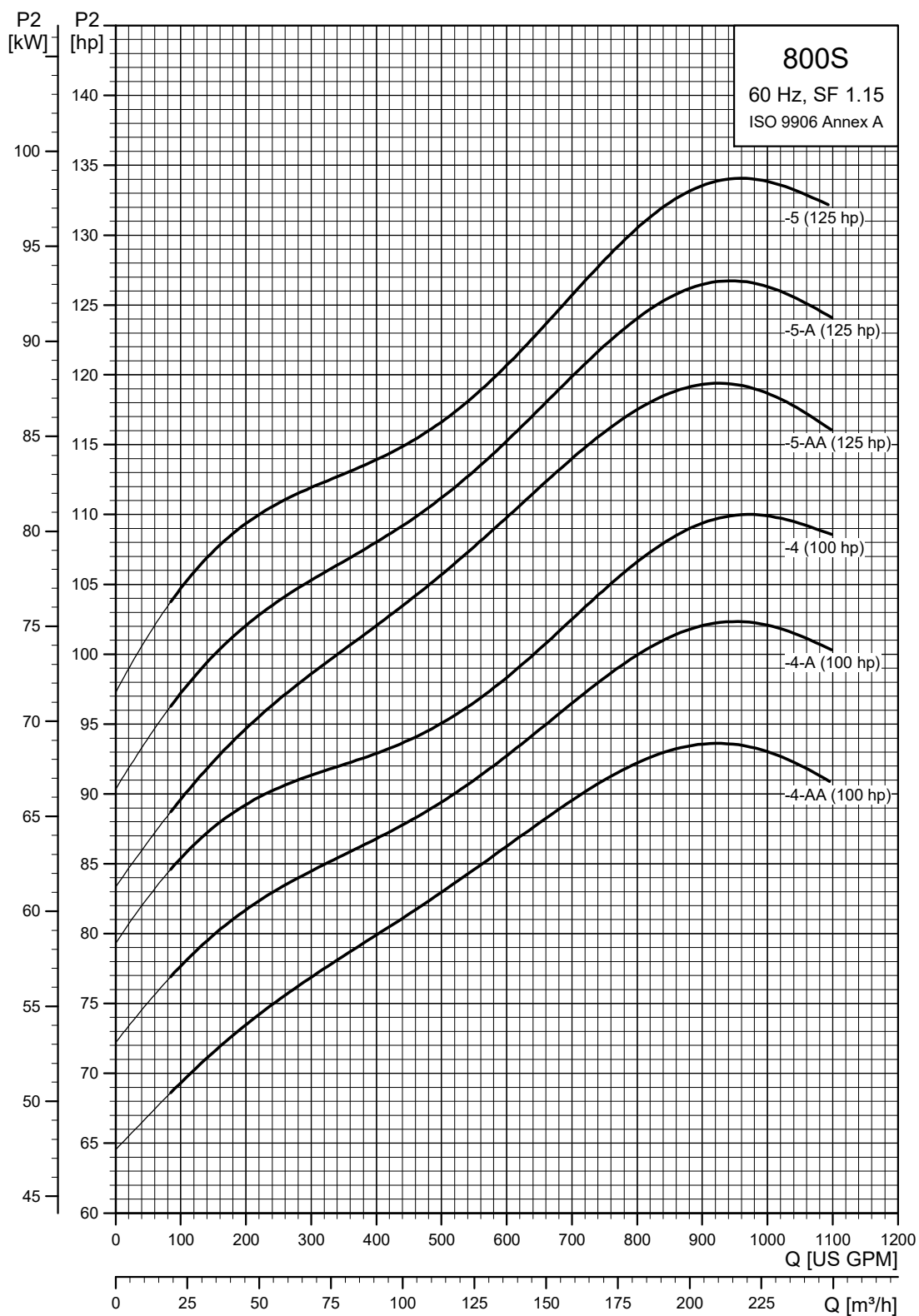
SP 800S (800 gpm) pump power requirement (P2)



TM05 0265 1812

10" and larger wells - continued

SP 800S (800 gpm) pump power requirement (P2)

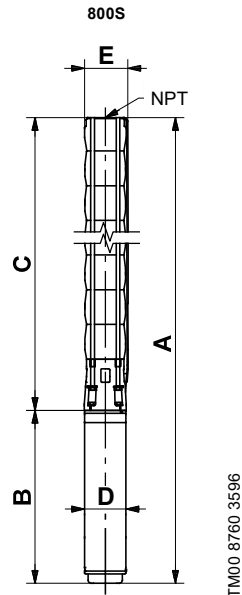


TM05 0266 1812

10" and larger wells - continued

SP 800S (800 gpm) / 6, 8 inch motors

Pump model	Nom. head [ft]	Ph	Volts [V]	Motor [Hp]	Dimensions					Net weight (complete) [lb]	
					A [in. (mm)]	B [in. (mm)]	C [in. (mm)]	D [in. (mm)]	E [in. (mm)]		
800S - Motor dia. 6 inch, 60 Hz, rated flow 800 gpm (6" NPT)											
800S200-1A	64	3	230	20	▲	56.50 (1435)	30.83 (783)	25.67 (652)	5.63 (143)	8.31 (211)	180.0
			460	20	▲	56.50 (1435)	30.83 (783)	25.67 (652)	5.63 (143)	8.31 (211)	180.0
800S300-1	96	3	230	30	▲	61.23 (1555)	35.56 (903)	25.67 (652)	5.63 (143)	8.31 (211)	202.5
			460	30	▲	61.23 (1555)	35.56 (903)	25.67 (652)	5.63 (143)	8.31 (211)	202.5
800S400-2AA	131	3	460	40	▲	72.05 (1830)	40.28 (1023)	31.78 (807)	5.63 (143)	8.31 (211)	257.4
800S500-2A	162	3	460	50	☆	88.00 (2235)	56.11 (1425)	31.87 (810)	7.56 (192)	8.39 (213)	363.2
800S500-2	194	3	460	50	☆	88.00 (2235)	56.11 (1425)	31.87 (810)	7.56 (192)	8.39 (213)	363.2
800S600-3AA	197	3	460	60	*	87.92 (2233)	50.00 (1270)	37.92 (963)	7.56 (192)	8.39 (213)	490.8
800S - Motor dia. 8 inch, 60 Hz, rated flow 800 gpm (6" NPT)											
800S400-2AA	131	3	460	40	*	75.48 (1917)	43.71 (1110)	31.78 (807)	7.56 (192)	8.39 (213)	409.4
800S500-2A	162	3	460	50	*	77.45 (1967)	45.67 (1160)	31.78 (807)	7.56 (192)	8.39 (213)	431.4
800S500-2	187	3	460	50	*	77.45 (1967)	45.67 (1160)	31.78 (807)	7.56 (192)	8.39 (213)	438.0
800S600-3AA	229	3	460	60	*	87.92 (2233)	50.00 (1270)	37.92 (963)	7.56 (192)	8.39 (213)	490.8
800S750-3A	260	3	460	75	*	91.07 (2313)	53.15 (1350)	37.92 (963)	7.56 (192)	8.39 (213)	523.8
800S750-3	292	3	460	75	*	91.07 (2313)	53.15 (1350)	37.92 (963)	7.56 (192)	8.39 (213)	523.8
800S1000-4AA	327	3	460	100	*	106.62 (2708)	62.60 (1590)	44.02 (1118)	7.56 (192)	8.39 (213)	633.8
800S1000-4A	358	3	460	100	*	106.62 (2708)	62.60 (1590)	44.02 (1118)	7.56 (192)	8.39 (213)	633.8
800S1000-4	389	3	460	100	*	106.62 (2708)	62.60 (1590)	44.02 (1118)	7.56 (192)	8.39 (213)	633.8
800S1250-5AA	426	3	460	125	*	122.21 (3104)	72.05 (1830)	50.16 (1274)	7.56 (192)	8.39 (213)	748.3
800S1250-5A	456	3	460	125	*	122.21 (3104)	72.05 (1830)	50.16 (1274)	7.56 (192)	8.39 (213)	748.3
800S1250-5	487	3	460	125	*	122.21 (3104)	72.05 (1830)	50.16 (1274)	7.56 (192)	8.39 (213)	746.6



E = Maximum diameter of pump including cable guard and motor.

TM00 8760 3596

Notes:

Control box is required for 3-wire, single-phase applications. Data does not include control box. Performance conforms to ISO 9906, 1999 (E) Annex A. Minimum submergence is 2 feet.

- ▲ MS 6000C motor.
- ☆ Takes MMS 6 motor; not available as complete.
- * Takes MMS 8000 motor; not available as complete.